

NO MINIMUM - NO RESERVE

THREE DAY PUBLIC ONLINE AUCTION



C&D LUMBER COMPANY



Start Dates: 10:00 AM | October 16, 17 & 18

End Dates: 10:00 AM | October 23, 24 & 25

Preview: 8:00 AM to 4:00 PM | October 21 & 22 or By Appointment

Location: 1182 Pruner Rd., Riddle, OR 97469



**2004 NICHOLSON A6
ROLL FEED 35" RING DEBARKER**



**SALEM BRUNETTE MKII
60" 5-ARM RING DEBARKER**



**SALEM
8' INSERT TOOTH WHOLE
LOG CUT OFF SAW**



**APPROX. 32'X88' ALL ALUMINUM
DOUBLE TRACK KILNS**



**2006 TURNER
24' LINE SHAFT TRIMMER**



**2020 WSM 120-140SC-3
10'X14' 2-DECK SCREEN**



**2018 CAT 980M
WHEEL LOADER**



**4,260 HRS
2022 HYSTER H210XD
21,000 LB CAP. DUAL PNEUMATIC TIRE
DIESEL FORKLIFT**



**1998 GROVE RT870
ROUGH TERRAIN CRANE**

FULL PREVIEW AT MURPHYAUCTION.COM

1.800.426.3008 - 425.486.1246 - MURPHYAUCTION.COM

DEBARKERS

2004 NICHOLSON A6-A/S 35" 6-ARM RING DEBARKER, LH, AIR SEAL, HIGH LIFT, TOSHIBA 100 HP/1,200 RPM RING DRIVE MOTOR, IN & OUTFEED HOLD DOWN ROLLS, ALL SUPPORT EQUIPMENT, SPARE PARTS, S/N: 246-7489

SALEM BRUNETTE MKII 60" 5-ARM RING DEBARKER, LH, 150 HP/880 RPM RING DRIVE MOTOR, IN & OUTFEED HOLD DOWN ROLLS, ALL SUPPORT EQUIPMENT, SPARE PARTS (DAY 1)

QUAD FEEDER - CUT OFF SAWS

35' HYDRAULIC OPERATED QUAD FEEDER (DAY 1)

SALEM 8' INSERT TOOTH WHOLE LOG CUT OFF SAW, 100 HP/1,200 RPM MOTOR, (2) LOG CLAMPS, ALL SUPPORT EQUIPMENT, SPARE SAWS & PARTS (DAY 1)

HULA SAW TIMBER CUT OFF STATION W/(1) 24" SAW & (2) APPROX. 4' BAR TYPE CUT OFF SAWS, FEED THRU ROLLCASE, SPARE SAWS (DAY 1)

HULA SAW STATION W/(2) 24" SAWS, FEED THRU ROLLS & BELT, SPARE SAWS (DAY 2)

RENS LS345 32" WHOLE LOG METAL DETECTOR, RADAX 60 COIL, 10' FEED THRU BELT (DAY 1)

WHOLE LOG METAL DETECTOR - LOG SPLITTERS

HYDRAULIC OPERATED LOG SPLITTER, 75 HP HYDRAULIC UNIT, APPROX. 25', 15' & 8' 5-STRAND H78 TRANSFERS (DAY 1)

9' BAR TYPE LOG SPLITTER W/MOTOR TO REDUCER DRIVE (DAY 3)

SALEM APPROX. 42"X24' 3-KNEE RH TEMPOSONIC POSITIONED CARRIAGE, CANT TURNERS, LOG DOGS, (6) TRUCKS, PANTOGRAPH ARM, RAIL & BUMPERS, ALL SUPPORT EQUIPMENT, SPARE PARTS (DAY 1)

2008 MCDIARMID 300 HP DC CARRIAGE DRIVE W/SEW EURODRIVE 93 RPM REDUCER, ALLEN BRADLEY 1395 DC DRIVE W/400 KVA ISOLATION TRANSFORMER, SPARE PARTS (DAY 1)

(17) **JOE SCAN JS-25X3V2 SCAN HEADS** (DAY 1)

HYDRAULIC OPERATED LOG TURNER W/5-ARM LOG KICKER (DAY 1)

HEAD RIG - SLABBER

KOCKUMS HSA-1 8' RH VERTICAL BAND HEAD RIG, FULL AIR STRAIN, 300 HP/895 RPM DRIVE MOTOR, 42" FEED THRU SLAT CHAIN, ALL SUPPORT EQUIPMENT, SPARE PARTS, S/N: 3514

CM&E 64 RH TEMPOSONIC POSITIONED SLABBER W/KEY KNIFE CONVERSION, 30" CHIPPING FACE, 6" DEPTH OF CUT, APPROX. 250 HP, SUPPORT EQUIPMENT, SPARE PARTS, S/N: 600

RESAWS - SCANNING

ALBANY 5' QUAD VERTICAL BAND RESAW, 150 HP/1,780 RPM MOTORS, AIR STRAIN, POWERED FEED THRU ROLLS, IN & OUTFEED ROLLCASES, (2) LASER LIGHTS, SUPPORT EQUIPMENT, SPARE PARTS & SAWS (DAY 1)

ALBANY 5' TWIN VERTICAL BAND RESAW, 100 HP MOTOR, MECHANICAL STRAIN, USNR/CM&E 34 TEMPOSONIC POSITIONED SLABBER W/KEY KNIFE CONVERSION, 150 HP MOTOR, FIXED LINE BAR, HYDRAULIC DRIVEN FEED ROLLS, (11) NELSON BROS SCAN HEADS, SUPPORT EQUIPMENT, SPARE PARTS & SAWS (DAY 1)

ALBANY 5' TWIN VERTICAL BAND RESAW, 150 HP MOTORS, MECHANICAL STRAIN, FIXED LINE BAR, IN & OUTFEED ROLLCASES, SUPPORT EQUIPMENT, SPARE PARTS & SAWS (DAY 1)

LETSON BURPEE/USNR HSA2-RH 5' SINGLE VERTICAL BAND RESAW, 150 HP/720 RPM MOTOR, AIR STRAIN, TEMPOSONIC POSITIONING, FIXED FENCE, IN & OUTFEED ROLLCASES, SUPPORT EQUIPMENT, SPARE PARTS & SAWS (DAY 1)

KOCKUMS 5' VERTICAL BAND RESAW, 150 HP/720 PM MOTOR, AIR STRAIN, POWERED FEED THRU ROLLS, FIXED LINE BAR, SUPPORT EQUIPMENT (DAY 2)

EDGER - INDEXER

LANDEAST 6"X14" COMBI GANG EDGER, 2-SAW NETWORKS, TOSHIBA 300 HP/1,750 RPM, SPLINED ARBOR, USNR POSITIONING TABLE, (12) DYNAVISION M6-17 SCAN HEADS, SUPPORT EQUIPMENT, SPARE SAWS & GUIDES

ALBANY 90-DEGREE LOG INDEXER, (2) APPROX. 24"X20" 10-SEGMENT CHIP HEADS W/100 HP/1,200 RPM MOTORS, 8'-24' LENGTH & 6"X24" WIDTH CAPACITIES, TIRE HOLD DOWNS, BUCKHORN FEED THRU CHAIN TO VEE-ROLLS, INFEED ROLLCASE W/CHAIN LOG TURNERS, SUPPORT EQUIPMENT & SPARE PARTS



**RAWLINGS 48X72PZX
ROTARY KNIFE HOG**



**35' HYDRAULIC OPERATED
QUAD FEEDER**



HULA SAW TIMBER CUT OFF STATION



**SALEM APPROX. 42"X24' 3-KNEE RH
TEMPOSONIC POSITIONED CARRIAGE**

NO MINIMUM - NO RESERVE



RENS LS345



2008 MCDIARMID



HYDRAULIC OPERATED LOG SPLITTER



9' BAR TYPE LOG SPLITTER



ALBANY



CM&E 64



HYDRAULIC OPERATED LOG TURNER



(17) JOE SCAN JS-25X3V2



ALBANY



LETSON BURPEE/USNR HSA2-RH




KOCKUMS



LANDEAST



TDS



TDS




ROTARY STYLE MECHANICAL LUG LOADER



TRIMMER SCAN STATION



**KOCKUMS HSA-1
8' RH VERTICAL BAND HEAD RIG**



**ALBANY
5' QUAD VERTICAL BAND RESAW**

Go To Murphyauction.com For A Full List Of Items

TRIMMERS - SCANNING - LUG LOADERS

2006 TURNER 24' LINE SHAFT TRIMMER, CUT 26', PASS 28', (14) 20" AIR LIFT SAWS W/100 HP DRIVE MOTOR, ZERO SAW, 6'-26" LENGTH, 4"-16" WIDTH & 1"-6" THICKNESS CAPACITIES, SWING GATE FENCE, CUT-IN-TWO, (8) 8' EVEN END ROLLS (DAY 2) TRIMMER SCAN STATION W/(30) JOE SCAN JS20WA SCAN HEADS W/12' 8-STRAND FEED THRU TRANSFER (DAY 2) ROTARY STYLE MECHANICAL LUG LOADER, (8) SETS OF BOARD RELEASE STOPS, ACCELERATOR WHEELS & CHAINS, (10) HOLD DOWN WHEEL ASSEMBLIES (DAY 2)

BANDER

2021 SAMUEL SLP25(6)V30 PACKAGE BANDER, TOP, BOTTOM & SIDE SQUEEZE W/BUMP GATES, V30 PLASTIC BANDING HEAD, TOP EDGE PROTECTORS, QUAD BUNK FEEDER, CD-12SJ STRAP DISPENSER, PAPER DISPENSER, 54"X30' INFEED ROLLCASE, 57' 2-STRAND OUTFEED TRANSFER W/(3) 23' JUMP ROLLS, (2) HYDRAULIC UNITS, ALL SUPPORT EQUIPMENT, SPARE PARTS, BANDING & PAPER (DAY 2), S/N: A2476-41149

PLANER - FEED TABLE - BRIDGE - SLOW DOWN BELT

WOODS 415M2 PLANER, 6"X20", 4-HEAD 12-KNIFE, APPROX. 100 HP TOP, APPROX. 50 HP BOTTOM, 30 HP SIDE HEADS, DC FEED DRIVE, (30+) SPARE HEADS, SPARE PLANER FRAME & LARGE QUANTITY OF NEW & USED PARTS, S/N: 314499

NEWMAN 28' DUAL PINEAPPLE FEED TABLE W/SPEED UP ROLL

NEWMAN 8' LIVE BRIDGE W/(4) 18" SMOOTH ROLLS 4'X10' SLOW DOWN BELT

TILT HOISTS - HULA SAW

CON-VEY 20' 5-ARM HYDRAULIC OPERATED TILT HOIST, 17' 6-STRAND H78 TRANSFER W/72" EVEN END ROLLS, (2) SKK GEARHEAD MOTORS, APPROX. 50 HP HYDRAULIC UNIT

20' 5-ARM MECHANICAL TILT HOIST, MOTOR TO REDUCER DRIVE,

19' 6-STRAND H78 INFEED TRANSFER, ALL DRIVES

2-SAW HULA TRIM STATION W/(2) APPROX. 24" SAWS, FEED THRU ROLLS & BELT, SUPPORT EQUIPMENT & SPARE SAWS

KILNS - BOILER

UNKNOWN MFG APPROX. 32'X88' ALL ALUMINUM DOUBLE TRACK KILN, (10) 60" ALUMINUM FANS, 50 HP/1,180 RPM LINE SHAFT MOTOR, ALLEN BRADLEY PF700 DRIVE, STEAM VALVES, KILN FIN PIPE, UNKNOWN MFG APPROX. 32'X66' ALL ALUMINUM DOUBLE TRACK KILN

W/(8) 60" ALUMINUM FANS, TATUNG 50 HP/1,180 RPM LINE SHAFT MOTOR, STEAM VALVES, KILN FIN PIPE, APPROX. 462' OF KILN RAIL, APPROX. (120) 48"X106"X72" C/C KILN CARTS, 10 HP CABLE WINCH, APPROX. 64'X66' COOLING SHED (DAY 2)

1992 CLEAVER BROOKS CB200-250 GAS FIRED BOILER, 15 LB PRESSURE, 8,620 LBS STEAM PER HOUR, 10,461,000 INFEED BTU PER HOUR, 230V, WATER SYSTEM (DAY 2), S/N: L-90673

STAIN TUNNELS - MOISTURE METER - GRADE MARK READER

TDS 36" STAIN TUNNEL (TIMBER DECKS) W/KASON SCREEN & RECOVERY SYSTEM (DAY 1)

TDS 28" STAIN TUNNEL (PLANER) W/KASON 24" SCREEN, FILTER, RECIRCULATION PUMPS, LMI DOSING PUMP, SEAMETRICS CONTROLS (DAY 2)

WAGNER OMEGA MOISTURE SYSTEM (DAY 2), S/N: OMEG0121

LUCIDYNE GMR100 COLOR GRADE MARK READER (DAY 2)

FILING & GRINDING ROOMS

ARMSTRONG #6 RH BANDSAW SHARPENER W/SHAPE UP ARM (DAY 1), S/N: 13688

ARMSTRONG #4 RH BANDSAW SHARPENER W/SHAPE UP ARM (DAY 1), S/N: 12849

ARMSTRONG #4 LH BANDSAW SHARPENER W/SHAPE UP ARM (DAY 1)

ARMSTRONG #4 RH BANDSAW SHARPENER W/SHAPE UP ARM (DAY 1)

ARMSTRONG #4 LH BANDSAW SHARPENER W/SHAPE UP ARM (DAY 1)

ARMSTRONG #6 BANDSAW STRETCHER ROLL W/ANVILS & STAND (DAY 1)

ARMSTRONG #4 BANDSAW STRETCHER ROLL W/ANVILS & STAND (DAY 1)

ARMSTRONG #4 BANDSAW STRETCHER ROLL W/ANVILS & STAND (DAY 1)

ARMSTRONG 3-10-C STRETCHER ROLL W/LINEAL SLIDE (DAY 1),

S/N: 7586

ARMSTRONG 3-10-C STRETCHER ROLL (DAY 1), S/N: 8391



**ALBANY
90-DEGREE LOG INDEXER**



**(1 OF 2)
KOCKUMS
66" 8-KNIFE CHIPPER**



**WOODS 415M2
PLANER**



**CAROTHERS
MONO BINS**

NO MINIMUM - NO RESERVE




WAGNER OMEGA



**1992 CLEAVER BROOKS
CB200-250**



ARMSTRONG #6 RH



ARMSTRONG #4 LH



ARMSTRONG PRO-FILER II



ARMSTRONG #16



ARMSTRONG 3-10-C



ARMSTRONG #4



WM TALON TW2



WRIGHT W-1904-P



WRIGHT DS-3



HANCHETT CHALLENGER



**ALLEN BRADLEY
CENTERLINE 2100**



CUTLER HAMMER



**(6) ALLEN BRADLEY
SMC DIALOG PLUS**



IMW 240SS



**ARMSTRONG #4 RH
BANDSAW SHARPENER**



GE SPECTRA

Go To Murphyauction.com For A Full List Of Items

FILING & GRINDING ROOMS CONTINUED

ARMSTRONG #16 CIRCLE SAW SHARPENER (DAY 1), S/N: 12655
ARMSTRONG #16 CIRCLE SAW SHARPENER (DAY 1)
ARMSTRONG PRO-FILER II CIRCLE SAW SHARPENER (DAY 1), S/N: 7856
WM TALON TW2 AUTOMATIC SAW TIP WELDER/ANNEALER (DAY 1), S/N: 11307TW2
WRIGHT W-1904-P DUAL SIDE GRINDER (DAY 1), S/N: 011103
WRIGHT DS-3 DUAL SIDE GRINDER (DAY 1), S/N: 11308DS3
HANCHETT CHALLENGER 84" TRAVELING HEAD KNIFE GRINDER W/MAGNETIC CHUCK (DAY 1), S/N: 091
GOCKEL G50RSEL TRAVELING HEAD KNIFE GRINDER W/MAGNETIC CHUCK (DAY 2), S/N: 8517
WESTERN G2000 SEMI-AUTOMATIC GRINDER (DAY 2)
IMW 240SS GUIDE DRESSER (DAY 1)
(2) IMW 240 GUIDE DRESSERS (DAY 1)
BARNHARDT WHEEL GRINDER, SIMONDS GM12X8 KEY KNIFE SHARPENER, BABBIT POTS & MOLDS, BANDSAW SHEAR, CHAIN GRINDERS, GUIDE GRINDERS, TENSION GRINDER, SAW HOISTS, SPARE BAND & CIRCULAR SAWS (DAYS 1 & 2)

MILL ELECTRICS

GE SPECTRA 4,000 AMP 4-SECTION MAIN W/(1) 4,000 AMP POWER BREAKER II, (1) 1,200 AMP, (6) 800 AMP & (2) 400 AMP BREAKERS (DAY 1)
GE SPECTRA 4,000 AMP 5-SECTION MAIN W/(1) 4,000 AMP POWER BREAKER II, (1) 1,200 AMP, (6) 800 AMP & (2) 400 AMP BREAKERS (DAY 1)
GE SPECTRA SERIES 3,000 AMP 3-SECTION MAIN W/(1) 3,000 AMP POWER BREAKER, (7) 250 AMP BREAKERS (DAY 2)
GE SPECTRA SERIES 800 AMP 1-SECTION MAIN W/(1) 800 AMP BREAKER & (6) 250 AMP BREAKERS (DAY 2)
GE SPECTRA SERIES 800 AMP 1-SECTION MAIN W/(1) 800 AMP POWER BREAKER & (5) 250 AMP BREAKERS (DAY 3)
GE SPECTRA SERIES 800 AMP 1-SECTION MAIN W/(5) 250 AMP BREAKERS (DAY 3)

MCC'S

ALLEN BRADLEY CENTERLINE 2100 8-SECTION MCC W/(30) SWITCHES (DAY 1)
ALLEN BRADLEY CENTERLINE 2100 6-SECTION MCC W/(24) SWITCHES (DAY 1)
ALLEN BRADLEY CENTERLINE 4-SECTION MCC W/(18) SWITCHES (DAY 1)
ALLEN BRADLEY BULLETIN 6-SECTION MCC W/(25) SWITCHES (DAY 2)
ALLEN BRADLEY 2-SECTION MCC W/(5) SWITCHES & SMC FLEX 150 HP SOFT START (DAY 2)
CUTLER HAMMER 6-SECTION MCC W/(21) SWITCHES (DAY 2)
CUTLER HAMMER 5-SECTION MCC W/(23) SWITCHES (DAY 2)

STARTERS

(2) ALLEN BRADLEY SMC DIALOG PLUS 300 HP SOFT START (SLABBER & EDGER, DAY 1)
(2) ALLEN BRADLEY SMC DIALOG PLUS 200 HP SOFT START (PLANER CHIPPER, DAY 2)
(2) ALLEN BRADLEY SMC DIALOG PLUS 150 HP SOFT START (CHOP SAW, DAY 1)
(2) ALLEN BRADLEY SMC FLEX 200 HP SOFT STARTS (INDEXER, DAY 1)
SAFTRONICS CA260 600 HP SOFT START (HOG, DAY 1)
 ASSORTED STARTERS TO INCLUDE (1) PF755 30 HP, (3) PF753 60 HP & (2) PF753 30 HP (DAYS 1-3)

PLC'S

ALLEN BRADLEY LOGIX 5561 PLC W/(3) ETHERNET, (1) DH+RIO, (1) ANALOG INPUT, (1) DC OUTPUT, (2) AC INPUT & (3) AC OUTPUT MODULES (EDGER, DAY 1)
ALLEN BRADLEY LOGIX 5561 PLC W/(3) ETHERNET/IP, (1) DC INPUT, (3) AC INPUT & (3) AC OUTPUT MODULES (QUAD RESAW, DAY 1)
 LARGE WIRE & CONDUIT LOT, MOTORS TO 300 HP, SKK'S TO 30 HP, NUMEROUS REX REDUCERS, STARTERS TO 600 HP, TRANSFORMERS TO 400 KVA, NUMEROUS DISCONNECTS & BREAKERS, SLC500 RACKS & CARDS, LASER LIGHTS, TEMPOSONICS, ELECTRICAL TEST EQUIPMENT (DAYS 1-3)

HOG - CHIPPERS - VIBRATORY CONVEYORS

RAWLINGS 48X72PZX ROTARY KNIFE HOG, WEG 250 HP/890 RPM MOTOR, DROP FEED, BOTTOM DISCHARGE, 631 RPM, 65" OPENING, STRIKER BITS, (4) LINERS, SUPPORT EQUIPMENT & SPARE PARTS (DAY 1), S/N: RG09014
KOCKUMS 66" 8-KNIFE CHIPPER, TOSHIBA 250 HP/1,190 RPM MOTOR, HORIZONTAL FEED, BOTTOM DISCHARGE, SUPPORT EQUIPMENT & SPARE PARTS (DAY 1)
KOCKUMS 66" 8-KNIFE CHIPPER, 125 HP/880 RPM MOTOR, HORIZONTAL INFEED, BOTTOM DISCHARGE, SUPPORT EQUIPMENT & SPARE PARTS (DAY 2)
WSM 24"X38' BALANCED VIBRATORY CONVEYOR (TO CHIPPER), 8' FINES DROP OUT, 5' FIBERGLASS TUB W/MDI CR-85-3000 METAL DETECTOR (DAY 1), S/N: EV11296
WSM CSCB-46-0 24"X42' BALANCED VIBRATORY CONVEYOR (DAY 1), S/N: 6C2904
(2) MILLPOWER 30"X28' VIBRATORY CONVEYORS (AT PLANER CHIPPER), 7" STROKE, 435 RPM (DAY 2)
 18"X16' BALANCED VIBRATORY CONVEYOR (TO PLANER CHIPPER), 5' FIBERGLASS TUB W/MDI CR85-200 METAL DETECTOR (DAY 2)

BINS - BAGHOUSE - PYROGUARD - CYCLONES

CAROTHERS MONO BINS W/16', 14' & 6' W/CROSS TOP AUGER & HYDRAULIC UNIT (DAY 1)
(2) CAROTHERS BARK BINS W/24' & 20' DOORS, 20 HP HYDRAULIC UNIT (DAY 1)
CAROTHERS SHAVINGS BIN W/16' DOORS, 15 HP HYDRAULIC UNIT (DAY 2)
(3) CAROTHERS BINS W/13' DOOR, AIR OPERATED (DAY 2)
RADER APPROX. 16'X10'X12' 6-UNIT LIVE BOTTOM SURGE BIN (DAY 1)
2019 CSL BAGHOUSE, APPROX. 48' BLOWER W/125 HP MOTOR, MASTER MACHINE 28"X30" FEEDER, RADER 8"X24" BLOWER W/50 HP MOTOR, KITTELL SILENCER, 10' BAGS, SUPPORT EQUIPMENT & SPARE BAGS (DAY 2)
CLARKES PYROGUARD CXC-2 SPARK DETECTION & SUPPRESSION SYSTEM, (2) ZONES, FLOOD TANK & PUMP (DAY 2)
 APPROX. 7' DIA LONG NECK CYCLONE W/NYB SERIES 20 60 HP FAN, PIPING (DAY 2)
 APPROX. 7' DIA LONG NECK CYCLONE W/50 HP BLOWER, PIPING (DAY 1)

CHIP SCREENS - BLOWERS - FEEDERS

2020 WSM 120-140SC-3 10'X14' 2-DECK SCREEN (DAY 1), S/N: 2251020
 APPROX. 5'X6' SINGLE DECK CHIP SCREEN (DAY 2)
RADER 8"X24" HIGH PRESSURE BLOWER W/40 HP MOTOR & SILENCER (DAY 1)
RADER 8"X24" HIGH PRESSURE BLOWER W/40 HP MOTOR & SILENCER, NOT INSTALLED (DAY 3)
WESTERN PNEUMATICS FDRW202001RD FEEDER, CCW (DAY 1), S/N: FDRW1258

COMPRESSORS - DRYERS - AIR RECEIVERS

1999 QNW G-1011-D ROTARY SCREW COMPRESSOR, 200 HP, AIR COOLED, ATTACHED STARTER (DAY 1), HOUR METER READS: 15407, S/N: 990411C
1987 QNW 1000B ROTARY SCREW COMPRESSOR, 250 HP, AIR COOLED, ATTACHED STARTER (DAY 1), HOUR METER READS: 27,342, S/N: 870358
1994 QNW 501-B ROTARY SCREW COMPRESSOR, 100 HP, AIR COOLED, ATTACHED STARTER (DAY 1), HOUR METER READS: 92,303, S/N: 940573
2006 QNW G-371F ROTARY SCREW COMPRESSOR, 75 HP, AIR COOLED, ATTACHED STARTER (DAY 2), S/N: 060242
1996 QNW 371-D-A ROTARY SCREW COMPRESSOR, 75 HP, AIR COOLED, ATTACHED STARTER (DAY 2), HOUR METER READS: 51,904, S/N: 960465C
PARKER AIR TEK TW2000PLIEB HEATLESS DESICCANT DRYER, 2,000 CFM (DAY 1), S/N: 131003794
PARKER AIR TEK TW800PLIEB HEATLESS DESICCANT DRYER, 770 CFM, 150 PSIG (DAY 2), S/N: 131003787
PARKER AIR TEK PTW500 HEATLESS DESICCANT DRYER, 510 CFM, 150 PSIG (DAY 1), S/N: 150805855
2020 MANCHESTER APPROX. 60"X120" AIR RECEIVER, 165 PSIG (DAY 1)
2008 MANCHESTER APPROX. 2,200 GALLON AIR RECEIVER, 150 PSIG (DAY 2)
2008 MANCHESTER APPROX. 1,550 GALLON AIR RECEIVER, 150 PSIG (DAY 2)
2015 MANCHESTER APPROX. 500 GALLON AIR RECEIVER, 250 PSIG (DAY 2)



James G. Murphy Co.
 425.486.1246
 Murphyauction.com



NO MINIMUM - NO RESERVE



WSM CSCB-46-0



(2) MILLPOWER



**WESTERN PNEUMATICS
FDRW202001RD**



2006 QNW G-371F



2020 MANCHESTER



PARKER AIR TEK PTW500



(1 OF 2)

PARKER AIR TEK TW800PLIEB



1999 QNW G-1011-D



RADER



**4-TON CABLE OPERATED
TRAILER LOADER**



UNITEC IDS440



2007 UNITEC



24' 8-STRAND HD124 CHAIN



**APPROX. 25' 5-STRAND 180
ROLLER CHAIN**



BIRMINGHAM YCL-2080



ACER EVS-3VK



**CAROTHERS
SHAVING BIN**



**2023 GMC GML1440BGF
CNC ENGINE LATHE**

Go To Murphyauction.com For A Full List Of Items

LOG DECKS - LOG HAULS - CONVEYORS - ROLLCASES

24' 8-STRAND HD124 CHAIN INFEED LOG DECK (TO 35" DEBARKER), S-DRIVE, MOTOR TO REX DRIVE (DAY 1)
 APPROX. 22' 7-STRAND HD124 CHAIN SPLIT INFEED LOG DECK (TO 60" DEBARKER), S-DRIVE, (1) 2-ARM & (1) 4-ARM KICKERS, 8-ARM LS&L, (2) MOTORS TO REX DRIVES (DAY 1)
 APPROX. 17' 10-STRAND H124 SPLIT CROSS OVER LOG TRANSFER (TO CHOP SAW), 4 & 5-ARM LOG KICKERS, 2 & 4-ARM LS&L, (8) LOG STOPS, SKK DRIVE (DAY 1)
 APPROX 45' 3-STRAND HD132 INFEED LOG HAUL (TO 35" DEBARKER), S-DRIVE (DAY 1)
 APPROX. 75' 2-STRAND HD132 OUTFEED LOG HAUL (FROM 35" DEBARKER), S-DRIVE (DAY 1)
 (2) APPROX. 42' 3-STRAND HD124 INFEED LOG HAULS (TO 60" DEBARKER), S-DRIVE (DAY 1)
 APPROX. 18' 2-STRAND HD124 OUTFEED LOG HAUL (FROM 60" DEBARKER), S-DRIVE (DAY 1)
 APPROX. 64' 4-STRAND HD124 INFEED LOG HAUL (TO CHOP SAW), S-DRIVE (DAY 1)
 APPROX. 25' 5-STRAND 180 ROLLER CHAIN LOG HAUL (FROM CHOP SAW), S-DRIVE (DAY 1)
 NUMEROUS TRANSFERS TO 72' (DAYS 1 & 2)
 NUMEROUS CHAIN & BELT CONVEYORS TO 100' (DAYS 1 & 2)
 NUMEROUS ROLLCASES TO 36' (DAYS 1 & 2)

MACHINE SHOP - TOOLS

2023 GMC GML1440BGF CNC ENGINE LATHE, 70-2,000 RPM, 1-1/2" THRU HOLE, 3-JAW CHUCK (DAY 1), S/N: 0223050443
 BIRMINGHAM YCL-2080 APPROX. 20"X80" ENGINE LATHE, APPROX. 25-400 RPM, THRU SPINDLE, 3-JAW CHUCK, ACU-RITE DRO (DAY 3)
 2020 RONG FU RF-31 VERTICAL MILLING MACHINE, 2 HP HEAD, 8"X30" POWER FEED TABLE (DAY 1), S/N: 03B0074
 ACER EVS-3VK VERTICAL MILLING MACHINE, 3 HP HEAD, 10"X50" POWER FEED TABLE (DAY 3)
 KALAMAZOO HA9W METAL CUTTING BANDSAW, IK-54 SINGLE BURNER PATTERN TABLE, JET 20" VS DRILL PRESS, (2) MILLER TRAILBLAZER 325 EFI PORTABLE WELDER/GENERATORS, MILLER DIMENSION 452 WELDER, MILLER XMT450 WELDER, MILLER XMT304 WELDER, (2) MILLERMATIC 252 WELDERS, (2) HYPER THERM 1000 PLASMA TORCHES, (10+) TORCH SETS, HOSE PRESSES, MAG DRILLS, KEYWAY CUTTERS, BATTERY, ELECTRIC & PNEUMATIC TOOLS, SAWS, TRACK TORCH, ROD OVENS, STEEL TABLES W/VISES, DE GRINDERS, DRILL PRESSES, ARBOR PRESS, GREENLEE NO. 555 ELECTRIC PIPE BENDER, RIDGID 1224 THREADER, RIDGID NO. 300 THREADER, RIDGID NO. 700 PORTABLE THREADER, LARGE QUANTITY OF ELECTRICAL TEST EQUIPMENT, SANDBLAST CABINET, FLOOR JACKS, HOSE REELS, BRANNICK TIRE MACHINE, LANDA PRESSURE WASHER (DAYS 1-3)

SHOPS & STORES

LARGE QUANTITY OF BEARINGS, SPROCKETS, COUPLERS, MILL CHAIN, BUSHINGS, BELTS, NUTS & BOLTS BINS, VALVES, AIR BAGS, PIPE FITTINGS, CYLINDERS, HYDRAULIC MOTORS & PUMPS, MACHINE PARTS, BELTING, SHAFTING, HYDRAULIC HOSE & FITTINGS, (100+) SPARE MOTORS & REDUCERS, ASSORTED ENGINE BLOCKS, STARTERS, ALTERNATORS, GENERATORS, CYLINDERS, FILTERS, HOSES, TIRES, RIMS, HUBS

BUILDINGS

IRREGULAR SHAPED STEEL & WOOD FRAMED SAWMILL BUILDING W/NUMEROUS INTERIOR ROOMS, LIGHTING, WATER & AIR LINES
 IRREGULAR SHAPED ALL STEEL PLANER BUILDING W/LIGHTING, AIR & WATER LINES
 APPROX. 16'-20'H X 36'W X 60'L ALL STEEL CLEAR SPAN SHOP BUILDING W/18' & 8' SHED ROOFS OVER (2) 40' CONTAINERS & (2) 20' CONTAINERS, APPROX. 30"X60' BRIDGE CRANE W/HARRINGTON 2-TON ELECTRIC CHAIN HOIST
 APPROX. 14'-28'H ALL STEEL CLEAR SPAN GREEN CHAIN BUILDING W/20'X90' ADD ON
 APPROX. 100'X280' ALL WOOD STORAGE BUILDING W/METAL ROOF
 APPROX. 44'X128' ALL WOOD STORAGE BUILDING
 APPROX. 24'X125' ALL WOOD STORAGE BUILDING W/METAL ADD ON
 APPROX. 40'X60' ALL WOOD STORAGE BUILDING W/METAL ROOF
 APPROX. 50'X70' ALL STEEL COVER OVER CUT OFF SAW
 APPROX. 40'X65' ALL STEEL COVER OVER DEBARKERS

ROLLING STOCK

2018 CAT 980M WHEEL LOADER W/CAT C13 ACERT TIER 4 FINAL TURBO DIESEL ENGINE, CAT LOG FORKS, A/C CAB, REAR CAMERA, 29.5-25 TIRES, HOUR METER READS: APPROX. 15,100, S/N: KRS03009
 2010 CAT 914G WHEEL LOADER W/CAT 3054 TURBO DIESEL ENGINE, 90" GP BUCKET, A/C CAB, 17.5-25 TIRES, HOUR METER READS: APPROX. 7,400, S/N: PDF01473
 1994 CAT 330L HEEL BOOM LOG LOADER W/CAT C7.1 TURBO DIESEL ENGINE, HYDRAULIC SWIVEL GRAPPLE, CAB RISER, TILT & A/C CAB, CAB GUARDS, 30" GROUSER TRACKS, HOUR METER READS: APPROX. 22,300, S/N: 5YM00560
 2022 HYSTER H210XD 21,000 LB. CAP. DUAL PNEUMATIC TIRE FORKLIFT, CUMMINS QSB 4-1/2 LITER TIER 4 FINAL TURBO DIESEL ENGINE, 187" 2-STAGE MAST, SIDE SHIFT, FORK POSITIONERS, LUMBER FORKS, FINGERTIP CONTROLS, MONOTROL, HOUR METER READS: APPROX. 4,150, S/N: P007E01886W
 2022 HYSTER H110FT 11,000 LB. CAP. DUAL PNEUMATIC TIRE FORKLIFT, KUBOTA 3.8 LITER TURBO DIESEL ENGINE, 134" 2-STAGE MAST, LUMBER PUSH ATTACHMENT, LUMBER FORKS, FINGERTIP CONTROLS, MONOTROL, HOUR METER READS: APPROX. 3,200, S/N: U005V14780W
 2018 HYSTER H230HD2 21,100 LB. CAP. DUAL PNEUMATIC TIRE FORKLIFT, CUMMINS QSB 4-1/2 LITER TIER 4 FINAL TURBO DIESEL ENGINE, 212" 2-STAGE MAST, SIDE SHIFT, FORK POSITIONERS, LUMBER FORKS, FINGERTIP CONTROLS, HOUR METER READS: APPROX. 12,700, S/N: L007E02202S
 2015 HYSTER H230HD2 22,500 LB. CAP. DUAL PNEUMATIC TIRE FORKLIFT, CUMMINS QSB 4-1/2 LITER TIER 4 FINAL TURBO DIESEL ENGINE, 183" 2-STAGE MAST, SIDE SHIFT, FORK POSITIONERS, LUMBER FORKS, FINGERTIP CONTROLS, MONOTROL, HOUR METER READS: APPROX. 15,500, S/N: L007E01533N
 2015 HYSTER H230HD2 22,300 LB. CAP. DUAL PNEUMATIC TIRE FORKLIFT, CUMMINS QSB 4-1/2 LITER TIER 4 FINAL TURBO DIESEL ENGINE, 183" 2-STAGE MAST, SIDE SHIFT, FORK POSITIONERS, LUMBER FORKS, FINGERTIP CONTROLS, MONOTROL, HOUR METER READS: APPROX. 20,300, S/N: K007E02286N
 2014 HYSTER H110FT 10,300 LB. CAP. DUAL PNEUMATIC TIRE FORKLIFT, KUBOTA 3.8 LITER TURBO DIESEL ENGINE, 133" 2-STAGE MAST, SIDE SHIFT, SSCH-60 LUMBER PUSH ATTACHMENT, LUMBER FORKS, MONOTROL, HOUR METER READS: APPROX. 14,400, S/N: S005V03773M
 2014 HYSTER H110FT 10,300 LB. CAP. DUAL PNEUMATIC TIRE FORKLIFT, KUBOTA 3.8 LITER TURBO DIESEL ENGINE, 133" 2-STAGE MAST, SIDE SHIFT, LUMBER PUSH ATTACHMENT, LUMBER FORKS, MONOTROL, HOUR METER READS: APPROX. 15,600, S/N: S005V03776M
 2013 HYSTER H110FT 10,300 LB. CAP. DUAL PNEUMATIC TIRE FORKLIFT, KUBOTA 3.8 LITER TURBO DIESEL ENGINE, 133" 2-STAGE MAST, SIDE SHIFT, LUMBER PUSH ATTACHMENT, LUMBER FORKS, MONOTROL, HOUR METER READS: APPROX. 11,400, S/N: S005V01614L
 2013 HYSTER H110FT 10,300 LB. CAP. DUAL PNEUMATIC TIRE FORKLIFT, KUBOTA 3.8 LITER TURBO DIESEL ENGINE, 133" 2-STAGE MAST, SIDE SHIFT, LUMBER PUSH ATTACHMENT, LUMBER FORKS, MONOTROL, HOUR METER READS: N/A, S/N: S005V02539L
 2008 HYSTER H210HD 18,900 LB. CAP. DUAL PNEUMATIC TIRE FORKLIFT, CUMMINS QSB 4-1/2 LITER TIER 4 FINAL TURBO DIESEL ENGINE, 212" 2-STAGE MAST, SIDE SHIFT, FORK POSITIONERS, LUMBER FORKS, FINGERTIP CONTROLS, MONOTROL, HOUR METER READS: APPROX. 12,700, S/N: H007E01855F
 2008 HYSTER H190HD 17,100 LB. CAP. DUAL PNEUMATIC TIRE FORKLIFT, CUMMINS QSB 4-1/2 LITER TIER 4 FINAL TURBO DIESEL ENGINE, 212" 2-STAGE MAST, SIDE SHIFT, FORK POSITIONERS, FINGERTIP CONTROLS, CAB, HOUR METER READS: APPROX. 31,000, S/N: G007E02924D
 2008 HYSTER H110FT 11,250 LB. CAP. CUSHION TIRE FORKLIFT, CUMMINS QSB 3.3 LITER TURBO DIESEL ENGINE, 133" 2-STAGE MAST, SIDE SHIFT, LUMBER FORKS, FINGERTIP CONTROLS, MONOTROL, HOUR METER READS: APPROX. 17,200, S/N: P005V01803F
 2007 HYSTER H210HD 18,450 LB. CAP. DUAL PNEUMATIC TIRE FORKLIFT, CUMMINS QSB 4-1/2 LITER TIER 4 FINAL TURBO DIESEL ENGINE, 212" 2-STAGE MAST, SIDE SHIFT, FORK POSITIONERS, LUMBER FORKS, FINGERTIP CONTROLS, MONOTROL, HOUR METER READS: APPROX. 16,000, S/N: G007E03330E
 2007 HYSTER H190HD 17,800 LB. CAP. DUAL PNEUMATIC TIRE FORKLIFT, CUMMINS QSB 4-1/2 LITER TIER 4 FINAL TURBO DIESEL ENGINE, 212" 2-STAGE MAST, SIDE SHIFT, FORK POSITIONERS, LUMBER FORKS, FINGERTIP CONTROLS, MONOTROL, HOUR METER READS: APPROX. 13,800, S/N: H007E01748E

NO MINIMUM - NO RESERVE



2018 HYSTER H230HD2



2015 HYSTER H230HD2



2015 HYSTER H230HD2



2014 HYSTER H110FT



2008 HYSTER H210HD



2013 HYSTER H110FT



2013 HYSTER H110FT



2014 HYSTER H110FT



2008 HYSTER H190HD



2008 HYSTER H110FT



2007 HYSTER H210HD



2007 HYSTER H190HD



2006 CAT TH460B



1980 CAT V60D



PETTIBONE 150-A CARRY-LIFT



2005 HYSTER H190HD



2022 HYSTER H110FT



2010 CAT 914G

Go To Murphyauction.com For A Full List Of Items

C&D LUMBER COMPANY

ROLLING STOCK CONTINUED

2005 HYSTER H190HD 18,100 LB. CAP. DUAL PNEUMATIC TIRE FORKLIFT, CUMMINS QSB 4-1/2 LITER TIER 4 FINAL TURBO DIESEL ENGINE, 212" 2-STAGE MAST, SIDE SHIFT, FORK POSITIONERS, LUMBER FORKS, FINGERTIP CONTROLS, HOUR METER READS: APPROX. 35,000, S/N: G007E02312C

PETTIBONE 150-A CARRY-LIFT 13,500 LB. CAP. ROUGH TERRAIN LIFT, DETROIT 4-53 DIESEL, LUMBER FORKS, HOUR METER READS: APPROX. 5,250, S/N: 3317

PETTIBONE 150-A CARRY-LIFT 13,500 LB. CAP. ROUGH TERRAIN LIFT, DETROIT 4-53 DIESEL, LUMBER FORKS, HOUR METER READS: APPROX. 4,390, S/N: 3832

PETTIBONE 150-A CARRY-LIFT 13,500 LB. CAP. ROUGH TERRAIN LIFT, DETROIT 4-53 DIESEL, LUMBER FORKS, HOUR METER READS: APPROX. 9,750

1980 CAT V60D 6,000 LB. CAP. PNEUMATIC TIRE FORKLIFT, PERKINS 4-CYL GAS ENGINE, 159" 2-STAGE MAST, CANOPY, LUMBER FORKS, S/N: 40X678

2006 CAT TH460B 9,000 LB MAX CAP 4X4X4 TELEHANDLER, CAT 3054T DIESEL ENGINE, 44' REACH, 3-STAGE BOOM, HYDRAULIC QUICK COUPLE, AUX HYDRAULICS, FRONT STABILIZERS, ROPS, 14,00-24 TIRES, HOUR METER READS: APPROX. 9,850, S/N: F01121

2007 GENIE S-85 500 LB. CAP. 4X4 BOOM LIFT, DEUTSCH 4-CYL GAS ENGINE, EXTENDING FRONT AXLES, 385/65-22.5 TIRES, HOUR METER READS: APPROX. 4,200, S/N: S8008-6340

1999 GENIE Z-45/25 500 LB. CAP. 4X4 BOOM LIFT, FORD 4-CYL GAS OR PROPANE ENGINE, EXTENDING FRONT AXLES, 385/65-22.5 TIRES, S/N: Z45010826

GENIE GS-1930 500 LB. CAP. ELECTRIC SCISSOR LIFT, 25' WORK HEIGHT, FRONT WHEEL DRIVE, HOUR METER READS: APPROX. 440

2021 BOBCAT S450 SKID STEER LOADER W/KUBOTA 36.4 KW DIESEL ENGINE, 2-SPEED TRANSMISSION, 60" GP BUCKET, AUX HYDRAULICS, ROPS, SOLID TIRES, HOUR METER READS: APPROX. 3,250, S/N: B4RH11425

2013 BOBCAT S130 SKID STEER LOADER W/KUBOTA 4-CYL 49 HP DIESEL, HYDROSTATIC SPLIT TRANSMISSION, 60" GP BUCKET, AUX HYDRAULICS, ROPS, SOLID TIRES, HOUR METER READS: 545, S/N: AU4Y13323

BOBCAT 753 SKID STEER LOADER W/KUBOTA 44 HP DIESEL ENGINE, 60" GP BUCKET, AUX HYDRAULICS, ROPS (CRACKED BELLY PAN), HOUR METER READS: APPROX. 1,600, S/N: 512728199

ATLAS SWEEPER POWER BOSS SW75 SWEEPER W/TOYOTA 4-CYL DIESEL ENGINE, APPROX. 48" MAIN BROOM, SIDE BROOM, HOUR METER READS: APPROX. 1,350, S/N: 1854118

2006 CHEVROLET PICKUP, GAS, AUTO, CANOPY, RACK (BROKEN GLASS IN CANOPY), ODOMETER READS: 184,700, S/N: 3GCEC14X36G261220

2005 FORD F150 4X4 EXTENDED CAB FLATBED, V6, GAS, AUTO, AIR BAGS, 7' STEEL BED, ODOMETER READS: APPROX. 191,000

2002 DODGE RAM 3500 FLATBED, V8, GAS, AUTO, ODOMETER READS: 156,100, S/N: 3B6MC36582M308888

2002 FORD F250 PICKUP, V8, GAS, 5-SPEED MANUAL TRANSMISSION, CHAMPION COMPRESSOR, ODOMETER READS: 183,000, S/N: 1FTNF21L92FD14763

2000 FORD RANGER XLT PICKUP, GAS, 5-SPEED MANUAL TRANSMISSION, 7' BED, ODOMETER READS: 225794, S/N: 1FTYR10C0YPA53373

1992 FORD F150 PICKUP, 300 6-CYL GAS, 6-SPEED MANUAL TRANSMISSION, TRUCK BOX, RACK, ODOMETER READS: 146,300, S/N: 1FTDF15Y9NLA94454

1989 CHEVROLET 3500 FLATBED W/SERVICE BED, GAS, AUTO, ODOMETER READS: 78150, S/N: 1GCHC34K4KE238480

1988 FORD F250 PICKUP, GAS, 5-SPEED MANUAL TRANSMISSION, TRUCK RACK, ODOMETER READS: N/A, S/N: 1FTEF25N7JPB155675

1976 CHEVROLET C60 SINGLE AXLE FLATBED, CHEVROLET 400, 8-SPEED MANUAL TRANSMISSION, 16' WOOD DECK, TRUCK BOXES, DUAL TIRES, S/N: CCE626V129480

1983 FORD 9000 TANDEM AXLE DUMP TRUCK, CUMMINS 400 NTC DIESEL, 9-SPEED MANUAL TRANSMISSION, STEEL DUMP BOX, WATER TANK, REAR SPRAY BAR, HOSE REEL, ODOMETER READS: 297,600, S/N: 1FDY090WXDVA37403

1978 INTERNATIONAL TRANSTAR 4300 TANDEM AXLE TRACTOR W/CAT 3406 DIESEL, FULLER TRANSMISSION, 256" WHEEL BASE, WET KIT, ODOMETER READS: 328,900, S/N: D2167HGB22300

1974 PEERLESS TANDEM AXLE, 14-UNIT LIVE BOTTOM CHIP TRAILER, S/N: 748394

1998 GROVE RT870 70-TON CAP 4X4 ROUGH TERRAIN CRANE, CAT 6-CYL TURBO DIESEL ENGINE, 40'-125' 4-SECTION BOOM, 35'-60' SWING AWAY OFF-SETTABLE JIB, ANTI-TWO-BLOCK, PAT DS350 LOAD INDICATOR, HOUR METER READS: 1,760, S/N: 87415

1978 CAT D6D CRAWLER DOZER 148" SEMI-U BLADE, CAT 3306 DIESEL ENGINE, YOUNG WINCH, SWEEPS, CANOPY, HOUR METER READS: APPROX. 6,610, S/N: 4X3655

ROLLING STOCK ACCESSORIES - YARD ACCESSORIES

CAT 980L-GPL LOG FORKS, S/N: 7RW00809, APPROX. 11' SLIP BUCKET, 2012 BOBCAT 60" SWEEPER, S/N: 714424730, HYDRAULIC OPERATED CLAMP, APPROX. 10,000 GALLON DIESEL TANK W/TUTHILL PUMP, AUTOMANN 78"X35' FORKLIFT RAMP, ASSORTED FUEL TANKS, JOB BOXES, TRUCK RACKS, FORKLIFT REACHES, LARGE QUANTITY OF ROLLING STOCK PARTS, (20+) TIMBER TREES, LOG BUNKS, DUMPSTERS

SCALES - TRAILER LOADER

2007 UNITEC SHALLOW PIT SCALE 24024-10SP-C LOAD CELL SCALES, APPROX. 25-TON X 20 LB. CAP., 10'X24' DECK W/IDS440 DRO, MATKO SCOREBOARD, STAR SP-389 PRINTER

UNITEC IDS440 LOAD CELL AXLE SCALE, APPROX. 25-TON X 20 LB. CAP., 10'X24' PLATFORM, S/N: 445738VER12U

APPROX. 4-TON CABLE OPERATED TRAILER LOADER

AND MUCH MORE!



1994 CAT 330L



2007 GENIE S-85



1999 GENIE Z-45/25



GENIE GS-1930



FORD F150



2002 DODGE RAM 3500



1976 CHEVROLET C60



1983 FORD 9000

NO MINIMUM - NO RESERVE



BOBCAT 753



2013 BOBCAT S130



2021 BOBCAT S450



**1978 INTERNATIONAL
TRANSTAR 4300**



1974 PEERLESS



1978 CAT D6D

TERMS AND CONDITIONS

13% BUYERS PREMIUM ON ALL ITEMS

DUE TO INSURANCE AND SAFETY REASONS, CHILDREN UNDER 12 CANNOT BE ADMITTED

PAYMENT: FULL PAYMENT MUST BE MADE NO LATER THAN 5 PM, MONDAY, OCTOBER 28TH. PAYMENT MUST BE MADE BY ONLINE CREDIT CARD, CASHIERS CHECK OR WIRE TRANSFER ONLY. AFTER THE AUCTION CLOSSES & YOU RECEIVE YOUR EMAILED INVOICE, PLEASE REPLY AND WE WILL CHARGE YOUR CARD ON FILE.

REMOVAL: SMALL ITEMS & ROLLING STOCK MUST BE REMOVED NO LATER THAN 4:00 PM, FRIDAY, NOVEMBER 15TH.

SAWMILL MUST BE REMOVED NO LATER THAN FRIDAY, FEBRUARY 28TH.

REMOVAL HOURS: 8:00 AM TO 4:00 PM, MONDAY THROUGH FRIDAY UNTIL FEBRUARY 28TH. NO WEEKEND OR HOLIDAY REMOVAL.

UPON AWARD OF BID DISMANTLERS TAKE RESPONSIBILITY FOR ANY ENVIRONMENT ISSUES THEY CREATE (E.G. SPILLED HYDRAULIC OIL). DISMANTLERS ARE REQUIRED TO PROVIDE THEIR OWN MATERIALS TO CONTAIN & CLEAN UP ANY OIL SPILLAGE.

INSURANCE: ANYONE REMOVING EQUIPMENT THAT REQUIRES RIGGING, CUTTING, DISMANTLING OR ANY ALTERATIONS TO THE PROPERTY IS REQUIRED TO PROVIDE \$1,000,000.00 DOLLAR GENERAL LIABILITY INSURANCE CERTIFICATE SHOWING THE JAMES G. MURPHY COMPANY AND C&D LUMBER COMPANY AS THE ADDITIONAL INSURED PARTIES. INSURANCE CERTIFICATE AND PROOF OF WORKERS COMPENSATION COMPLIANCE MUST BE ON FILE AT SALE SITE AND WITH THE JAMES G. MURPHY CO. BEFORE DISMANTLING COMMENCES. PURCHASED LOTS ARE AT THE BUYER'S RISK. IT IS THE RESPONSIBILITY OF THE BUYER TO PROVIDE ADEQUATE PROPERTY INSURANCE COVERAGE FOR THE ITEMS PURCHASED AND BUYER'S OWN EQUIPMENT AT THE AUCTION SITE.

FIRE PROTECTION POLICY: NO CUTTING WITHOUT A PERMIT

- DISMANTLERS REQUIRED TO PROVIDE THEIR OWN FIRE HOSE & SPRAY NOZZLES.
- A SIGNED BURNING PERMIT ISSUED TO DISMANTLERS WILL BE DISPLAYED IN CUTTING AREA
- A LIMITED NUMBER OF BURNING PERMITS WILL BE ISSUED. ONE BURNING PERMIT PER HOSE WHILE CUTTING.
- EACH MAN USING A CUTTING TORCH WILL HAVE ONE FIREWATCH WITH A HOSE WHILE CUTTING
 - FIREWATCH TO WET DOWN BEFORE, DURING AND AFTER CUTTING.
 - FIREWATCH TO STAY IN AREA ONE HOUR AFTER CUTTING IS COMPLETED
 - CUTTING HOURS ARE: 8:00 AM – 2:00 PM

WARRANTY DISCLAIMER: ALL SALES ARE FINAL. ALL ITEMS ARE BEING SOLD "AS IS, WHERE IS", WITH ALL FAULTS AND WITHOUT ANY WARRANTIES AS TO MERCHANTABILITY OF FITNESS FOR A PARTICULAR PURPOSE. THE PRINCIPAL, THE AUCTIONEER, THE ADVERTISING COORDINATOR, AND ANY OF THEIR AGENTS MAKE NO EXPRESS OR IMPLIED WARRANTIES OF ANY TYPE.

ADVERTISING DISCLAIMER: ALL INFORMATION WAS OBTAINED FROM SOURCES DEEMED RELIABLE. ALTHOUGH EVERY PRECAUTION HAS BEEN TAKEN TO ENSURE ACCURACY, THE PRINCIPAL, THE JAMES G. MURPHY CO., THE ADVERTISING COORDINATOR AND ALL THEIR AGENTS SHALL NOT BE RESPONSIBLE FOR ANY ERRORS OR OMISSIONS THEREIN. IT IS FOR THIS REASON THAT WE RECOMMEND THAT ALL ITEMS BE THOROUGHLY INSPECTED PRIOR TO THE POINT OF SALE.

ONLINE BIDS: FAILURE TO AWARD BID - ONLINE BIDDERS WILL NOT HAVE ANY CLAIM AGAINST THE JAMES G. MURPHY CO. FOR FAILURE TO SUBMIT BIDS TO THE AUCTIONEER OR ANY ERROR ON THE BIDDING PLATFORM. IN SOME INSTANCES, THE BIDDING PLATFORM MAY SHOW AN ITEM AWARDED TO AN ONLINE CUSTOMER; HOWEVER, WE RESERVE THE RIGHT TO WITHDRAW A BID AWARDED IN ERROR.

Go To Murphyauction.com For A Full List Of Items

THREE DAY PUBLIC ONLINE AUCTION



2021 SAMUEL SLP25(6)V30
PACKAGE BANDER



James G. Murphy Co.

Commercial & Industrial Auctioneers
P.O. Box 1127, Marysville, WA 98270

PRESORTED
FIRST CLASS MAIL
U.S. POSTAGE
PAID
SEATTLE, WA
PERMIT NO. 963

425.486.1246

murphyauction.com



James G. Murphy Co.

Commercial & Industrial Auctioneers



THREE DAY PUBLIC ONLINE AUCTION

C&D LUMBER COMPANY

Start Dates: 10:00 AM | October 16, 17 & 18

End Dates: 10:00 AM | October 23, 24 & 25

Preview: 8:00 AM to 4:00 PM | October 21 & 22

(Preview By Appointment Available)

Location: 1182 Pruner Rd., Riddle, OR 97469

FULL PREVIEW AT MURPHYAUCTION.COM

1.800.426.3008 - 425.486.1246 - murphyauction.com